

Round 7 : Phillip Island GP Circuit : October 12 - 14

HORSELL CONSULTING AUSTRALIAN SIDECAR CHAMPIONSHIP

Race 3

Date: 14/10/18
Event: R15
Weather: Partly cloudy - Temp: 25.4C
Track: Dry - Temp: 42.8C

Started at: 16:01:42
Laps: 7
Starters: 14
Printed at: 16:18

PROVISIONAL CLASSIFICATION

Pos	No	Name	Class	Machine	Laps	Race Time	Behind	Fastest Lap	On Lap	Top Speed
1	1	David BOUGHEN / Robbie SHORTER (QLD)	F1	LCR Suzuki 1000	7	12:30.165		1:45.399	4	238
2	27	Howard FORD / Lee MENZIES (QLD) / California Custom Products / Lindsay Donai M-cycles	F1	LCR Suzuki 1000	7	12:49.463	19.298	1:47.316	4	227
3	54	Mick ALTON / Christine CLANCY (NSW) / J&C Contracting / Pagid Brakes / Mick DeWith M-sport	F2	LCR Suzuki 600	7	12:49.645	19.480	1:48.147	4	223
4	4	Bruce COLLINS / Peter DEANGELIS (VIC)	F2	LCR Honda 598	7	12:54.660	24.495	1:48.736	4	222
5	15	Jeff BROWN / Darren SHELDRIK (NSW) / APW M-cycles / Motul Oils / RK Chains / DJS Tree Services / SDG Moto	F1	JBR Suzuki 1000	7	12:54.793	24.628	1:49.066	4	229
6	20	Graeme EVANS / Jarrod SCOTT (WA) / Rick Hanger Racing	F1	RHR Kawasaki 1000	7	12:55.281	25.116	1:49.702	7	237
7	26	Patrick CLANCY / Stephen BONNEY (VIC) / Alton Racing / J & C Contracting / Pagid Brakes	F2	Shelb. Honda 598	7	13:06.797	36.632	1:48.851	4	227
8	10	Murray STRONACH / Melanie SCHLUTER (WA) / Aceman Enterprises / City Truck Panel and Paint / Swan Towing	F1	RHR Suzuki 1000	7	13:22.627	52.462	1:51.832	3	234
9	5	Richard GOODALE / Scott GOODALE (VIC)	F2	Shelb. Honda 598	7	13:22.800	52.635	1:52.325	6	213
10	38	John CLANCY / Warren GRUBB (VIC) / J & C Contracting / DeWith Motorsports	F2	LCR Suzuki 600	7	13:31.916	1:01.751	1:54.060	3	204
11	45	Andrew PHILLIPS / Barry MARTIN (QLD)	F2	Shelb. Honda 598	7	14:14.668	1:44.503	1:59.978	5	197
12	18	Simon REYNOLDS / Kathryn WARNE (NSW)	F2	Watson Yamaha 600	7	14:25.487	1:55.322	2:00.073	3	199
13	300	Matthew BROWN / Nathan ASTILL (NSW)	F2	Shelb. Honda 598	7	14:37.025	2:06.860	2:00.800	3	187
14	007	Trevor LOVE / Aimee TURNER (NSW)	F2	Watson Honda 598	6	12:35.812	1 Lap	2:02.071	2	197

Fastest Lap was 1:45.399 by David BOUGHEN / Robbie SHORTER (QLD)


Current race lap record for SCR class - 1:38.896 by Steve ABBOTT / Jamie BIGGS (UK) on a set on 13/11/05

*** Riders 300 (Matthew BROWN / Nathan ASTILL (NSW)), 26 (Patrick CLANCY / Stephen BONNEY (VIC)), and (Simon REYNOLDS / Kathryn WARNE (NSW)) - 10 second penalties imposed by Clerk of Course for jumped starts ***

The results are provisional until the end of the time limit for protests and appeals.



Chief Time Keeper - Scott Lang



Clerk of Course - Tom Williams





ASBK.COM.AU f t i y

Round 7 : Phillip Island GP Circuit : October 12 - 14

HORSELL CONSULTING AUSTRALIAN SIDECAR CHAMPIONSHIP

Race 3

Date: 14/10/18
 Event: R15
 Weather: Partly cloudy - Temp: 25.4C
 Track: Dry - Temp: 42.8C


Started at: 16:01:42
 Laps: 7
 Starters: 14
 Printed at: 16:18


PROVISIONAL LAP TIMES

No	Name	Lap 1	Lap 2	Lap 3	Lap 4	Lap 5	Lap 6	Lap 7
007	Trevor LOVE / Aimee TURNER (NSW)	2:13.325	2:02.071	2:03.364	2:05.822	2:05.418	2:05.812	
1	David BOUGHEN / Robbie SHORTER (QLD)	1:53.864	1:45.675	1:45.826	1:45.399	1:46.625	1:46.854	1:45.922
4	Bruce COLLINS / Peter DEANGELIS (VIC)	1:57.173	1:49.667	1:49.150	1:48.736	1:49.695	1:50.889	1:49.350
5	Richard GOODALE / Scott GOODALE (VIC)	2:01.491	1:55.280	1:53.845	1:53.647	1:52.984	1:52.325	1:53.228
10	Murray STRONACH / Melanie SCHLUTER (WA)	2:02.185	1:52.271	1:51.832	1:54.529	1:54.309	1:53.054	1:54.447
15	Jeff BROWN / Darren SHELDRICK (NSW)	1:57.541	1:49.412	1:49.373	1:49.066	1:49.516	1:50.770	1:49.115
18	Simon REYNOLDS / Kathryn WARNE (NSW)	2:09.982	2:01.981	2:00.073	2:00.991	2:00.092	2:00.646	2:01.722
20	Graeme EVANS / Jarrod SCOTT (WA)	1:53.925	1:49.709	1:50.725	1:50.249	1:50.246	1:50.725	1:49.702
26	Patrick CLANCY / Stephen BONNEY (VIC)	1:58.149	1:49.278	1:49.366	1:48.851	1:49.855	1:50.590	1:50.708
27	Howard FORD / Lee MENZIES (QLD)	1:56.509	1:48.464	1:49.141	1:47.316	1:48.043	1:50.115	1:49.875
38	John CLANCY / Warren GRUBB (VIC)	2:05.316	1:54.766	1:54.060	1:54.752	1:54.428	1:54.299	1:54.295
45	Andrew PHILLIPS / Barry MARTIN (QLD)	2:12.065	2:00.475	2:00.059	2:00.739	1:59.978	2:00.952	2:00.400
54	Mick ALTON / Christine CLANCY (NSW)	1:55.658	1:48.547	1:48.362	1:48.147	1:48.969	1:49.858	1:50.104
300	Matthew BROWN / Nathan ASTILL (NSW)	2:08.709	2:03.708	2:00.800	2:02.149	2:02.686	2:04.290	2:04.683

*** Riders 300 (Matthew BROWN / Nathan ASTILL (NSW)), 26 (Patrick CLANCY / Stephen BONNEY (VIC)), and (Simon REYNOLDS / Kathryn WARNE (NSW)) - 10 second penalties imposed by Clerk of Course for jumped starts ***

The results are provisional until the end of the time limit for protests and appeals.


 Chief Time Keeper - Scott Lang


 Clerk of Course - Tom Williams



www.computime.com.au
 COMPUTIME RACE TIMING SYSTEMS PTY LTD



Round 7 : Phillip Island GP Circuit : October 12 - 14

HORSELL CONSULTING AUSTRALIAN SIDECAR CHAMPIONSHIP

Race 3

Date: 14/10/18
Event: R15
Weather: Partly cloudy - Temp: 25.4C
Track: Dry - Temp: 42.8C

Started at: 16:01:42
Laps: 7
Starters: 14
Printed at: 16:18

PROVISIONAL SPLIT TIMES

Lap	Split 1	Split 2	Split 3	Split 4	Lap Time	Spd	Lap	Split 1	Split 2	Split 3	Split 4	Lap Time	Spd
007 Trevor LOVE / Aimee TURNER (NSW) (14th)							2	26.848	32.230	21.665	31.528	1:52.271	220
1	38.198	36.855	24.044	34.228	2:13.325	152	3	26.239	32.707	21.475	31.411	1:51.832	234
2	29.741	35.065	23.473	33.792	2:02.071	197	4	27.295	33.622	22.236	31.376	1:54.529	229
3	29.645	35.314	23.816	34.589	2:03.364	195	5	26.798	33.352	22.010	32.149	1:54.309	225
4	30.532	35.778	24.543	34.969	2:05.822	192	6	26.750	33.039	22.007	31.258	1:53.054	231
5	29.978	35.492	25.249	34.699	2:05.418	191	7	27.415	33.503	22.051	31.478	1:54.447	224
6	30.300	36.321	24.644	34.547	2:05.812	188							
1 David BOUGHEN / Robbie SHORTER (QLD) (1st)							15	33.773	32.646	20.735	30.387	1:57.541	173
1	31.494	31.866	20.655	29.849	1:53.864	179	2	26.070	32.231	20.819	30.292	1:49.412	229
2	25.096	31.135	20.211	29.233	1:45.675	236	3	26.334	31.916	20.960	30.163	1:49.373	223
3	25.203	30.951	20.234	29.438	1:45.826	238	4	26.026	31.834	20.876	30.330	1:49.066	224
4	25.196	30.507	20.310	29.386	1:45.399	232	5	26.164	31.831	21.288	30.233	1:49.516	224
5	25.125	31.292	20.569	29.639	1:46.625	234	6	26.366	32.085	21.933	30.386	1:50.770	216
6	25.335	31.471	20.635	29.413	1:46.854	230	7	26.334	32.139	20.926	29.716	1:49.115	218
7	25.134	31.043	20.370	29.375	1:45.922	233							
4 Bruce COLLINS / Peter DEANGELIS (VIC) (4th)							18	36.864	36.820	23.429	32.869	2:09.982	154
1	33.184	32.777	20.978	30.234	1:57.173	171	2	29.582	35.049	23.816	33.534	2:01.981	197
2	26.028	32.101	20.914	30.624	1:49.667	222	3	28.907	34.422	23.083	33.661	2:00.073	197
3	26.189	31.921	20.813	30.227	1:49.150	218	4	29.463	35.624	22.910	32.994	2:00.991	199
4	25.849	31.987	20.711	30.189	1:48.736	217	5	28.736	34.881	23.152	33.323	2:00.092	199
5	25.950	31.881	21.136	30.728	1:49.695	220	6	29.227	35.117	23.304	32.998	2:00.646	198
6	26.288	32.347	21.906	30.348	1:50.889	212	7	29.353	35.900	23.322	33.147	2:01.722	190
7	26.377	31.961	20.935	30.077	1:49.350	213							
5 Richard GOODALE / Scott GOODALE (VIC) (9th)							20	32.275	31.527	19.962	30.161	1:53.925	183
1	34.897	33.422	21.640	31.532	2:01.491	166	2	25.276	32.622	21.562	30.249	1:49.709	231
2	27.212	33.878	22.235	31.955	1:55.280	213	3	26.938	32.297	21.524	29.966	1:50.725	217
3	27.510	32.992	21.576	31.767	1:53.845	212	4	26.188	32.810	21.449	29.802	1:50.249	216
4	27.448	32.909	21.571	31.719	1:53.647	211	5	25.898	32.159	21.918	30.271	1:50.246	237
5	26.966	32.798	21.633	31.587	1:52.984	213	6	25.968	32.364	22.025	30.368	1:50.725	232
6	27.066	32.636	21.438	31.185	1:52.325	213	7	26.146	32.240	21.588	29.728	1:49.702	226
7	27.376	32.951	21.347	31.554	1:53.228	213							
10 Murray STRONACH / Melanie SCHLUTER (WA) (8th)							26	33.452	33.321	20.873	30.503	1:58.149	168
1	36.805	33.189	21.488	30.703	2:02.185	183	2	25.927	32.166	21.088	30.097	1:49.278	221

Scott Lang
Chief Time Keeper - Scott Lang

Tom Williams
Clerk of Course - Tom Williams



Round 7 : Phillip Island GP Circuit : October 12 - 14

HORSELL CONSULTING AUSTRALIAN SIDECAR CHAMPIONSHIP

Race 3

Date: 14/10/18
Event: R15
Weather: Partly cloudy - Temp: 25.4C
Track: Dry - Temp: 42.8C

Started at: 16:01:42
Laps: 7
Starters: 14
Printed at: 16:18

PROVISIONAL SPLIT TIMES

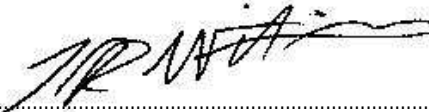
Lap	Split 1	Split 2	Split 3	Split 4	Lap Time	Spd	Lap	Split 1	Split 2	Split 3	Split 4	Lap Time	Spd
3	26.180	32.250	20.973	29.963	1:49.366	222	2	28.581	35.211	23.219	33.464	2:00.475	197
4	25.943	32.286	21.048	29.574	1:48.851	223	3	28.776	34.807	23.168	33.308	2:00.059	194
5	26.313	32.587	21.329	29.626	1:49.855	227	4	29.269	35.377	23.156	32.937	2:00.739	190
6	26.232	32.344	21.490	30.524	1:50.590	220	5	28.918	34.763	23.116	33.181	1:59.978	192
7	26.447	32.706	21.172	30.383	1:50.708	217	6	29.255	35.055	23.486	33.156	2:00.952	189
							7	28.991	36.297	22.830	32.282	2:00.400	191
27 Howard FORD / Lee MENZIES (QLD) (2nd)													
1	32.251	33.610	20.686	29.962	1:56.509	179	54 Mick ALTON / Christine CLANCY (NSW) (3rd)						
2	26.346	31.681	20.768	29.669	1:48.464	217	1	32.777	32.202	20.600	30.079	1:55.658	171
3	26.541	31.678	21.434	29.488	1:49.141	216	2	25.912	31.714	20.527	30.394	1:48.547	219
4	26.297	31.354	20.411	29.254	1:47.316	227	3	26.230	31.657	20.447	30.028	1:48.362	223
5	26.207	31.582	20.621	29.633	1:48.043	211	4	25.998	31.770	20.449	29.930	1:48.147	217
6	27.093	32.029	21.266	29.727	1:50.115	214	5	25.995	31.965	20.776	30.233	1:48.969	215
7	26.589	32.480	21.157	29.649	1:49.875	213	6	26.644	32.044	20.733	30.437	1:49.858	220
							7	27.184	31.731	21.130	30.059	1:50.104	212
38 John CLANCY / Warren GRUBB (VIC) (10th)													
1	37.151	34.564	22.054	31.547	2:05.316	155	300 Matthew BROWN / Nathan ASTILL (NSW) (13th)						
2	27.235	33.474	22.197	31.860	1:54.766	204	1	36.969	35.994	22.787	32.959	2:08.709	153
3	27.299	33.193	22.095	31.473	1:54.060	201	2	29.523	35.925	24.220	34.040	2:03.708	184
4	27.376	33.650	21.976	31.750	1:54.752	199	3	29.175	35.332	23.381	32.912	2:00.800	186
5	27.362	33.479	21.973	31.614	1:54.428	200	4	28.895	37.125	23.184	32.945	2:02.149	187
6	27.261	33.655	21.905	31.478	1:54.299	200	5	29.438	35.789	23.243	34.216	2:02.686	184
7	27.298	33.469	22.009	31.519	1:54.295	200	6	30.124	36.334	24.022	33.810	2:04.290	179
							7	30.239	36.418	23.891	34.135	2:04.683	178
45 Andrew PHILLIPS / Barry MARTIN (QLD) (11th)													
1	37.554	37.473	23.357	33.681	2:12.065	169							

*** Riders 300 (Matthew BROWN / Nathan ASTILL (NSW)), 26 (Patrick CLANCY / Stephen BONNEY (VIC)), and (Simon REYNOLDS / Kathryn WARNE (NSW)) - 10 second penalties imposed by Clerk of Course for jumped starts ***

The results are provisional until the end of the time limit for protests and appeals.



Chief Time Keeper - Scott Lang



Clerk of Course - Tom Williams





ASBK.COM.AU f t i y

Round 7 : Phillip Island GP Circuit : October 12 - 14

HORSELL CONSULTING AUSTRALIAN SIDECAR CHAMPIONSHIP

Race 3

Date: 14/10/18
 Event: R15
 Weather: Partly cloudy - Temp: 25.4C
 Track: Dry - Temp: 42.8C

Started at: 16:01:42
 Laps: 7
 Starters: 14
 Printed at: 16:18


PROVISIONAL FASTEST LAPS SEQUENCE

Lap	Race Pos	No	Name	Machine	Fastest Lap	On Lap
1	1	1	David BOUGHEN / Robbie SHORTER (QLD)	LCR Suzuki 1000	1:53.864	1
2	1	1	David BOUGHEN / Robbie SHORTER (QLD)	LCR Suzuki 1000	1:45.675	2
4	1	1	David BOUGHEN / Robbie SHORTER (QLD)	LCR Suzuki 1000	1:45.399	4

*** Riders 300 (Matthew BROWN / Nathan ASTILL (NSW)), 26 (Patrick CLANCY / Stephen BONNEY (VIC)), and (Simon REYNOLDS / Kathryn WARNE (NSW)) - 10 second penalties imposed by Clerk of Course for jumped starts ***

The results are provisional until the end of the time limit for protests and appeals.


 Chief Time Keeper - Scott Laing


 Clerk of Course - Tom Williams



www.computime.com.au
 COMPUTIME RACE TIMING SYSTEMS PTY LTD



Round 7 : Phillip Island GP Circuit : October 12 - 14

HORSELL CONSULTING AUSTRALIAN SIDECAR CHAMPIONSHIP

Race 3

Date: 14/10/18
Event: R15
Weather: Partly cloudy - Temp: 25.4C
Track: Dry - Temp: 42.8C

Started at: 16:01:42
Laps: 7
Starters: 14
Printed at: 16:18

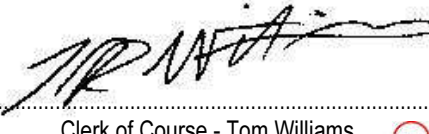
PROVISIONAL LAP SHEET

No	Lap Time	Gap	No	Lap Time	Gap	No	Lap Time	Gap	No	Lap Time	Gap
Lap 1			45	2:00.475	33.001	18	2:00.991	1:02.26	5	1:52.325	45.329
1	1:53.864		007	2:02.071	35.857	45	2:00.739	1:02.57	38	1:54.299	53.378
20	1:53.925	.061	Lap 3			300	2:02.149	1:04.60	18	2:00.646	1:29.52
54	1:55.658	1.794	1	1:45.826		007	2:05.822	1:13.81	45	2:00.952	1:30.02
27	1:56.509	2.645	54	1:48.362	7.202	Lap 5			300	2:04.290	1:38.09
4	1:57.173	3.309	27	1:49.141	8.749	1	1:46.625		Lap 7		
15	1:57.541	3.677	20	1:50.725	8.994	27	1:48.043	12.084	1	1:45.922	
26	1:58.149	4.285	4	1:49.150	10.625	54	1:48.969	12.294	007	2:05.812	1 lap
5	2:01.491	7.627	15	1:49.373	10.961	4	1:49.695	17.032	27	1:49.875	19.298
10	2:02.185	8.321	26	1:49.366	11.428	20	1:50.246	17.465	54	1:50.104	19.480
38	2:05.316	11.452	10	1:51.832	20.923	15	1:49.516	17.519	4	1:49.350	24.495
300	2:08.709	14.845	5	1:53.845	25.251	26	1:49.855	18.110	15	1:49.115	24.628
18	2:09.982	16.118	38	1:54.060	28.777	10	1:54.309	37.737	20	1:49.702	25.116
45	2:12.065	18.201	18	2:00.073	46.671	5	1:52.984	39.858	26	1:50.708	26.632
007	2:13.325	19.461	45	2:00.059	47.234	38	1:54.428	45.933	10	1:54.447	52.462
Lap 2			300	2:00.800	47.852	18	2:00.092	1:15.73	5	1:53.228	52.635
1	1:45.675		007	2:03.364	53.395	45	1:59.978	1:15.92	38	1:54.295	1:01.75
20	1:49.709	4.095	Lap 4			300	2:02.686	1:20.66	45	2:00.400	1:44.50
54	1:48.547	4.666	1	1:45.399		007	2:05.418	1:32.61	18	2:01.722	1:45.32
27	1:48.464	5.434	54	1:48.147	9.950	Lap 6			300	2:04.683	1:56.86
4	1:49.667	7.301	27	1:47.316	10.666	1	1:46.854				
15	1:49.412	7.414	20	1:50.249	13.844	54	1:49.858	15.298			
26	1:49.278	7.888	4	1:48.736	13.962	27	1:50.115	15.345			
10	1:52.271	14.917	15	1:49.066	14.628	4	1:50.889	21.067			
5	1:55.280	17.232	26	1:48.851	14.880	20	1:50.725	21.336			
38	1:54.766	20.543	10	1:54.529	30.053	15	1:50.770	21.435			
18	2:01.981	32.424	5	1:53.647	33.499	26	1:50.590	21.846			
300	2:03.708	32.878	38	1:54.752	38.130	10	1:53.054	43.937			

*** Riders 300 (Matthew BROWN / Nathan ASTILL (NSW)), 26 (Patrick CLANCY / Stephen BONNEY (VIC)), and (Simon REYNOLDS / Kathryn WARNE (NSW)) - 10 second penalties imposed by Clerk of Course for jumped starts ***

The results are provisional until the end of the time limit for protests and appeals.


Chief Time Keeper - Scott Lang


Clerk of Course - Tom Williams





ASBK.COM.AU f t i y

Round 7 : Phillip Island GP Circuit : October 12 - 14

HORSELL CONSULTING AUSTRALIAN SIDECAR CHAMPIONSHIP

Race 3

Date: 14/10/18
 Event: R15
 Weather: Partly cloudy - Temp: 25.4C
 Track: Dry - Temp: 42.8C

Started at: 16:01:42
 Laps: 7
 Starters: 14
 Printed at: 16:19

PROVISIONAL LAP CHART

Grid	1	2	3	4	5	6	7
1	1	1	1	1	1	1	1
27	20	20	54	54	27	54	27
54	54	54	27	27	54	27	54
15	27	27	20	20	4	4	4
20	4	4	4	4	20	20	15
26	15	15	15	15	15	15	20
4	26	26	26	26	26	26	26
5	5	10	10	10	10	10	10
38	10	5	5	5	5	5	5
18	38	38	38	38	38	38	38
300	300	18	18	18	18	18	45
45	18	300	45	45	45	45	18
007	45	45	300	300	300	300	300
	007	007	007	007	007	007	

*** Riders 300 (Matthew BROWN / Nathan ASTILL (NSW)), 26 (Patrick CLANCY / Stephen BONNEY (VIC)), and (Simon REYNOLDS / Kathryn WARNE (NSW)) - 10 second penalties imposed by Clerk of Course for jumped starts ***

The results are provisional until the end of the time limit for protests and appeals.

Scott Lang
 Chief Time Keeper - Scott Lang

Tom Williams
 Clerk of Course - Tom Williams



www.computime.com.au
 COMPUTIME RACE TIMING SYSTEMS PTY LTD





ASBK.COM.AU f t i y

Round 7 : Phillip Island GP Circuit : October 12 - 14

HORSELL CONSULTING AUSTRALIAN SIDECAR CHAMPIONSHIP PROVISIONAL ROUND POINTS


AUSTRALIAN SIDECAR CHAMPIONSHIP CHAMPIONSHIP - F1 CLASS

Pos	No	Name	Rnd 4 Pole	Rnd 4 Race 1	Rnd 4 Race 2	Rnd 4 Race 3	Total
1	1	D. BOUGHEN / R. SHORTER	1	25	25	25	76
2	27	H. FORD / L. MENZIES		20	20	20	60
3	54	M. ALTON / C. CLANCY		18	18	18	54
4	20	G. EVANS / J. SCOTT		17	17	15	49
5	4	B. COLLINS / P. DEANGELIS		16	15	17	48
6	15	J. BROWN / D. SHELDRIK		15	16	16	47
7	26	P. CLANCY / S. BONNEY		14	14	14	42
8	5	R. GOODALE / S. GOODALE		13	13	12	38
9	38	J. CLANCY / W. GRUBB		12	12	11	35
10	45	A. PHILLIPS / B. MARTIN		11	10	10	31
11	18	S. REYNOLDS / K. WARNE		10	11	9	30
12	007	T. LOVE / A. TURNER		9	8	7	24
13	300	M. BROWN / N. ASTILL			9	8	17
14	10	M. STRONACH / M. SCHLUTER				13	13

AUSTRALIAN SIDECAR CHAMPIONSHIP CHAMPIONSHIP - F2 CLASS

Pos	No	Name	Rnd 4 Pole	Rnd 4 Race 1	Rnd 4 Race 2	Rnd 4 Race 3	Total
1	54	M. ALTON / C. CLANCY	1	25	25	25	76
2	4	B. COLLINS / P. DEANGELIS		20	20	20	60
3	26	P. CLANCY / S. BONNEY		18	18	18	54
4	5	R. GOODALE / S. GOODALE		17	17	17	51
5	38	J. CLANCY / W. GRUBB		16	16	16	48
6	45	A. PHILLIPS / B. MARTIN		15	14	15	44
7	18	S. REYNOLDS / K. WARNE		14	15	14	43
8	007	T. LOVE / A. TURNER		13	12	12	37
9	300	M. BROWN / N. ASTILL			13	13	26


Chief Time Keeper - Scott Lang


Clerk of Course - Tom Williams



www.computime.com.au
COMPUTIME RACE TIMING SYSTEMS PTY LTD



Round 7 : Phillip Island GP Circuit : October 12 - 14

HORSELL CONSULTING AUSTRALIAN SIDECAR CHAMPIONSHIP PROVISIONAL PROGRESSIVE CHAMPIONSHIP POINTS

AUSTRALIAN SIDECAR CHAMPIONSHIP CHAMPIONSHIP - F1 CLASS

Pos	No	Name	Rnd 1 W/fld	Rnd 2 MP	Rnd 3 Wint	Rnd 4 Pole	Rnd 4 Race 1	Rnd 4 Race 2	Rnd 4 Race 3	Total
1	27	H. FORD / L. MENZIES	67	58	58		20	20	20	243
2	1	D. BOUGHEN / R. SHORTER	1	75	75	1	25	25	25	227
3	15	J. BROWN / D. SHELDRICK	60	50	56		15	16	16	213
4	54	M. ALTON / C. CLANCY	53	38	51		18	18	18	196
5	5	R. GOODALE / S. GOODALE	46	47	43		13	13	12	174
6	38	J. CLANCY / W. GRUBB	40	38	44		12	12	11	157
7	26	P. CLANCY / S. BONNEY	30	44	32		14	14	14	148
8	18	S. REYNOLDS / K. WARNE	34	19	12		10	11	9	95
9	007	T. LOVE / A. TURNER	32	23			9	8	7	79
10	14	N. BEARE / D. BEARE	45		30					75
11		McKINNON / TURNER	26	27						53
12		D. EDIS / M. SCHLUTER	51							51
13	20	G. EVANS / J. SCOTT					17	17	15	49
14		KEPPELL / TURNER		49						49
15	4	B. COLLINS / P. DEANGELIS					16	15	17	48
16	296	S. JUDD / R. SPANKNEBEL		20	23					43
17	52	N. TURNER / D. TURNER			38					38
18		K. HOARE / BOUGHEN		33						33
19	45	A. PHILLIPS / B. MARTIN					11	10	10	31
20		ABELL / ABELL		23						23
21		BUXTON / CHARTERS		23						23
22	97	M. SCOTT / S. MILLER			21					21
23		UNDERWOOD / TRAIN		19						19
24		POUCHER / POUCHER	18							18
25	300	M. BROWN / N. ASTILL						9	8	17
26		KELLY / TURNER		16						16
27	10	M. STRONACH / M. SCHLUTER							13	13

AUSTRALIAN SIDECAR CHAMPIONSHIP CHAMPIONSHIP - F2 CLASS

Pos	No	Name	Rnd 1 W/fld	Rnd 2 MP	Rnd 3 Wint	Rnd 4 Pole	Rnd 4 Race 1	Rnd 4 Race 2	Rnd 4 Race 3	Total
1	54	M. ALTON / C. CLANCY	67	51	76	1	25	25	25	270
2	5	R. GOODALE / S. GOODALE	53	65	54		17	17	17	223
3	38	J. CLANCY / W. GRUBB	49	50	54		16	16	16	201
4	26	P. CLANCY / S. BONNEY	36	56	40		18	18	18	186
5	18	S. REYNOLDS / K. WARNE	43	31	17		14	15	14	134
6	007	T. LOVE / A. TURNER	41	44			13	12	12	122

Chief Time Keeper - Scott Lang

Clerk of Course - Tom Williams





ASBK.COM.AU f t i y

Round 7 : Phillip Island GP Circuit : October 12 - 14

HORSELL CONSULTING AUSTRALIAN SIDECAR CHAMPIONSHIP PROVISIONAL PROGRESSIVE CHAMPIONSHIP POINTS

AUSTRALIAN SIDECAR CHAMPIONSHIP CHAMPIONSHIP - F2 CLASS

Pos	No	Name	Rnd 1 W/fld	Rnd 2 MP	Rnd 3 Wint	Rnd 4 Pole	Rnd 4 Race 1	Rnd 4 Race 2	Rnd 4 Race 3	Total
7	296	S. JUDD / R. SPANKNEBEL		43	32					75
8		McKINNON / TURNER	31	35						66
9	4	B. COLLINS / P. DEANGELIS					20	20	20	60
10		D. EDIS / M. SCHLUTER	60							60
11	45	A. PHILLIPS / B. MARTIN					15	14	15	44
12	97	M. SCOTT / S. MILLER			30					30
13	300	M. BROWN / N. ASTILL						13	13	26
14		POUCHER / POUCHER	20							20

Scott Lang

Chief Time Keeper - Scott Lang

Tom Williams

Clerk of Course - Tom Williams



www.computime.com.au
COMPUTIME RACE TIMING SYSTEMS PTY LTD

